

PAPER NAME

14-Electrical_Peak_Load.pdf

AUTHOR

Fajriana Fajriana

WORD COUNT

1678 Words

CHARACTER COUNT

8952 Characters

PAGE COUNT

6 Pages

FILE SIZE

215.6KB

SUBMISSION DATE

Apr 26, 2023 11:29 PM GMT+7

REPORT DATE

Apr 26, 2023 11:29 PM GMT+7

● 28% Overall Similarity

The combined total of all matches, including overlapping sources, for each database.

- Crossref Posted Content database
- 28% Submitted Works database

● Excluded from Similarity Report

- Internet database
- Crossref database
- Quoted material
- Small Matches (Less than 8 words)
- Publications database
- Bibliographic material
- Cited material

PAPER • OPEN ACCESS

Electrical peak load forecasting using long short term memory and support vector machine

1 To cite this article: Muhammad Sadli *et al* 2020 *IOP Conf. Ser.: Mater. Sci. Eng.* **725** 012060

View the [article online](#) for updates and enhancements.

Electrical peak load forecasting using long short term memory and support vector machine

Muhammad Sadli^{1,*}, Fajriana², Wahyu Fuadi², Ermatita³, Iwan Pahendra⁴

¹Department of Electrical Engineering, Universitas Malikussaleh, Lhokseumawe, Indonesia

²Department of Informatics, Universitas Malikussaleh, Lhokseumawe, Indonesia

³Department of Informatics, Universitas Sriwijaya Palembang, Indonesia

⁴Department of Electrical Engineering, Universitas Sriwijaya, Palembang, Indonesia

*msadli@unimal.ac.id

Abstract. Electrical load forecasting is usually a univariate time series forecasting problem. In this case, we use the machine learning approach based on Long Short Term Memory and Support Vector Machine. Accurate the peak electric load forecasting. The time series or data set of the peak electric load recorded from the Substation system in Lhoksumewe, Indonesia. The main aim of this paper to predict and evaluate the performance of peak electric load at the substation for six months. The results obtained in the study, the LSTM and SVM are proving useful for peak electrical load forecasting. The resulting point both of machine learning technique based on LSTM and SVM are a possibility for analysis data for such purposes.

1. Introduction

Electricity load forecasting has always been an important issue not only in the power industry but also one of the factors to improve the economic efficiency of power enterprises. The core problem in many general time series forecasting models or methods can be applied for electric peak load forecasting. As we know the electric load is primarily a univariate time series [1], [2]. In this case, the dataset of temperature as types of climate information might not be useful in such mid-term peak load forecasting problem. This paper explores Long Short Term Memory (LSTM) and Support Vector Machine as the Machine learning techniques to generate and look for accuracy of the electric peak load at the substation in Lhokseumawe, Indonesia. Machine learning approaches are evidencing useful for electricity load forecasting. The physical of the load forecast in terms of the time period of the forecast is usually from one hour to one week (short-term forecast), the medium forecast is usually from a week to a year and long term forecast which are longer than a year [3], [4]. The goal of this paper to evaluate the performance of electric load based on the LSTM and SVM.

2. Data and Method

2.1 Data

The dataset used in this paper consists of a electrical peak load. Each set contains numerous time series with the peak load in substations. All datasets contain hourly measurement for six months, from January to June 2017. The raw data at this paper is the standard metadata exchange formats of txt. The average of the peak load shown in Table 1. In

this table, the total of an average of the peak load in substation from January to June in 2017 is 22.685 Mw.

Table 1. The Average of the Peak Load in Substations 2017

Month	Average
January	20.23548387
February	23.63571429
March	21.25483871
April	26.22666667
May	22.65483871
June	22.29666667
Grand Total	22.68508287

Figure 1 shows the electrical peak load profile at Substations in Lhosumawe, Indonesia. The load profile of the peak electricity load time series in data set a formonth average in MWh.

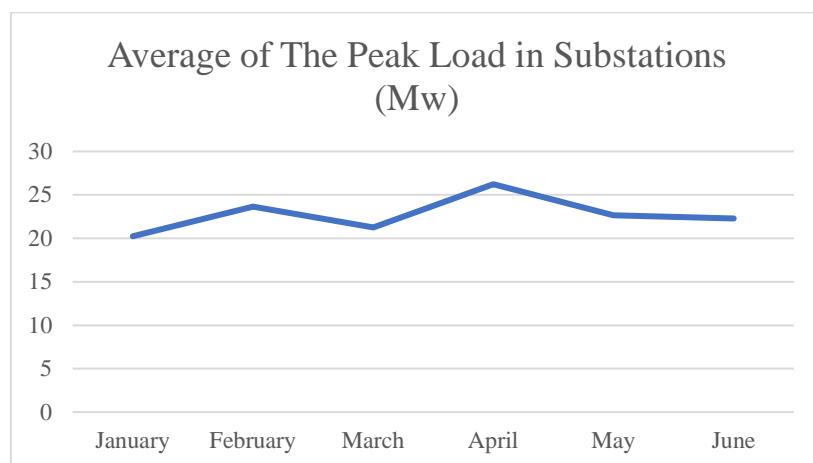


Figure 1. The load profile of month average of peak load in Substation 2017

2.2 Method

This research area using the LSTM and SVM are included in the literature about load forecasting [1], [5]–[12]. The important element of load forecasting is finding the relationship between input variables and forecasting parameter. The LSTM is compared in univariate time series prediction for the day ahead load forecasting. The SVM is a new and promising technique for data classification [13] and regression in machine learning by used for time series prediction [3], [4], [12], [14], [15]. The LSTM are good in remembering information for long time and fortunately LSTM network a special form of RNN are capable in learning such scenarios.

3. Result and Discussions

From the result, an interesting observation can be made: model built without the temperature generally perform better than those built. The graph of many more sources from the substation system was visualized in Fig. 2 and Fig. 3. They all displayed similar behavior.

Every substation system in Lhokseumae, Indonesia from the peak load profile follows a different curve, but they all display the following of all workdays follow a similar pattern, the seasonal plot shows good overlapping, small variations from week to week.

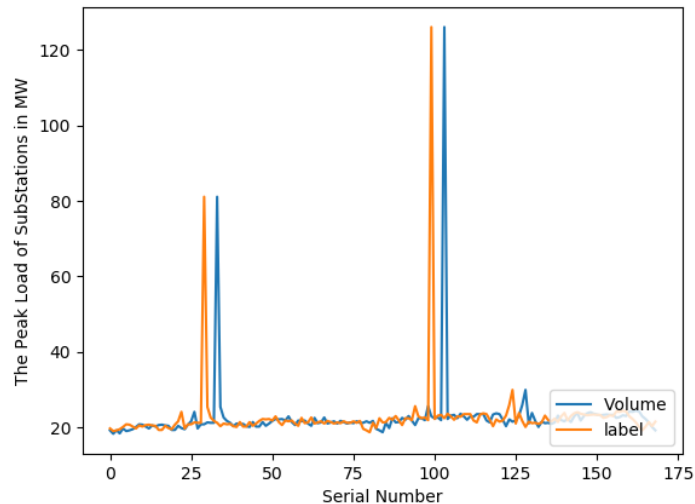


Figure 2. Electrical Peak Load Forecasting based on SVM

The peak load profiles in figure 2, seem less irregular, but the reliability of prediction will not improve considerably. The more erratic behavior related to loading consumption

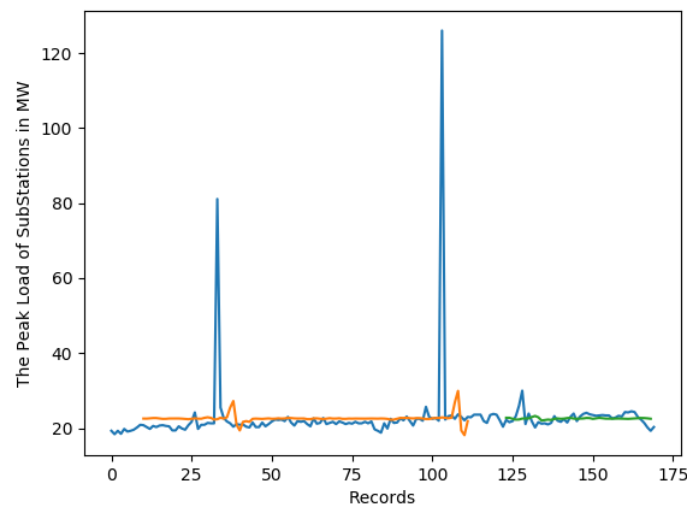


Figure 3. Electrical Peak Load Forecasting based on LSTM

Forecast accuracy can be resolute based on different accuracy or error measures that consider forecast errors over the entire forecast the peak load, summarized into a single value.

Table 2. Accuracy model based on SVM and LSTM

Model	Accuracy (%)
SVM	4.289553602147689
LSTM	47.673406, Test Score: 11.91 RMSE, Test Score : 11.91 RMSE

The results of machine learning by SVM show the accuracy 4.289553602147689 % and by LSTM has accusation 47.673406 %. As shown in Table 2. The results of both SVM and LSTM accuracy showing the lower accuracy measure, it's mean that better accuracy. When comparing forecast methods on the same dataset, different accuracy measure will, therefore, produce different performance rankings.

4. Conclusions

Based on the results obtained in the study, the LSTM and SVM are proving useful for peak electrical load forecasting. The resulting point both of machine learning technique based on LSTM and SVM are a possibility for analysis data for such purposes. The LSTM and SVM were compared using a large number of input variables while considering restriction that is imposed by limitation in the real world. Also, the research related to the classification of the customer's load profiles would enable the improvement of the accuracy of the load forecast.

Acknowledgment

We are grateful to all the scientists and scientific personal. We would like thank to PLN Lhokseumawe, Aceh, Indonesia for making the data available and Universitas Malikussaleh, Lhokseumawe, Indonesia.

References

- [1] M. Thesis, "Applying Machine Learning Techniques to Short Term Load Forecasting," 2015.
- [2] J. Kumar, R. Goomer, and A. K. Singh, "Long Short Term Memory Recurrent Neural Network (LSTM-RNN) Based Workload Forecasting Model for Cloud Datacenters," *Procedia Comput. Sci.*, vol. 125, pp. 676–682, 2018.
- [3] D. C. Sansom, T. Downs, and T. K. Saha, "Support vector machine based electricity price forecasting for electricity markets utilising projected assessment of system adequacy data," *Sixth Int. Power Eng. Conf.*, vol. 2, no. November, pp. 783–788, 2003.
- [4] Y. Fu, Z. Li, H. Zhang, and P. Xu, "Using Support Vector Machine to Predict Next Day Electricity Load of Public Buildings with Sub-metering Devices," *Procedia Eng.*, vol. 121, pp. 1016–1022, 2015.
- [5] M. Mohandes, "Support vector machines for short-term electrical load forecasting," *Int. J. Energy Res.*, vol. 26, no. 4, pp. 335–345, 2002.
- [6] S. Alam, "Recurrent neural networks in electricity load forecasting," *Degree Proj. Comput. Sci. Eng.*, 2018.
- [7] S. Bouktif, A. Fiaz, A. Ouni, and M. A. Serhani, "Optimal deep learning LSTM model for electric load forecasting using feature selection and genetic algorithm: Comparison with machine learning approaches," *Energies*, vol. 11, no. 7, 2018.

- [8] Y. H. Chen, W. C. Hong, W. Shen, and N. N. Huang, “Electric load forecasting based on a least squares support vector machine with fuzzy time series and global harmony search algorithm,” *Energies*, vol. 9, no. 2, pp. 1–13, 2016.
- [9] Z. Yang, J. Ba, J. Pan, and Q. Chen, “Research on Intelligent Power Load Forecasting Algorithm Based on Empirical Mode Decomposition,” *Chem. Eng. Trans.*, vol. 59, pp. 841–846, 2017.
- [10] B. J. Chen, M. W. Chang, and C. J. Lin, “Load forecasting using support vector machines: A study on EUNITE Competition 2001,” *IEEE Trans. Power Syst.*, vol. 19, no. 4, pp. 1821–1830, 2004.
- [11] R. Blatnik, “UNIVERSITY OF LJUBLJANA FACULTY OF ECONOMICS MASTER ’ S THESIS SHORT-TERM LOAD FORECASTING FOR INDUSTRIAL AND RESIDENTIAL CONSUMERS Ljubljana , September 2016,” no. September, 2016.
- [12] J. Guajardo, R. Weber, and J. Miranda, “A Forecasting Methodology Using Support Vector Regression and Dynamic Feature Selection,” *J. Inf. Knowl. Manag.*, vol. 05, no. 04, pp. 329–335, 2007.
- [13] A. Ira, A. Simbolon, and M. Pujiastuti, “Machine Learning for Handoffs Classification Based on Effective Communication History,” vol. 3, no. 2, pp. 265–267, 2019.
- [14] Y. Li, T. Fang, and E. Yu, “Short-term electrical load forecasting using least squares support vector machines,” *PowerCon 2002 - 2002 Int. Conf. Power Syst. Technol. Proc.*, vol. 1, pp. 230–233, 2002.
- [15] W. Zhao, F. Wang, and D. Niu, “The application of support vector machine in load forecasting,” *J. Comput.*, vol. 7, no. 7, pp. 1615–1622, 2012.

● **28% Overall Similarity**

Top sources found in the following databases:

- Crossref Posted Content database
- 28% Submitted Works database

TOP SOURCES

The sources with the highest number of matches within the submission. Overlapping sources will not be displayed.

1	Universitas Sumatera Utara on 2020-03-26 Submitted works	10%
2	Univerza v Ljubljani on 2016-08-09 Submitted works	7%
3	Universitas Mataram on 2023-04-13 Submitted works	4%
4	University of Bath on 2016-04-27 Submitted works	1%
5	Guru Nanak Dev Engineering College on 2017-09-20 Submitted works	1%
6	Higher Education Commission Pakistan on 2010-03-30 Submitted works	<1%
7	Uttar Pradesh Technical University on 2022-12-21 Submitted works	<1%
8	Aston University on 2018-02-14 Submitted works	<1%
9	University College London on 2023-04-04 Submitted works	<1%

10

Indian Institute of Management Kashipur on 2019-10-17

<1%

Submitted works

11

Swinburne University of Technology on 2020-06-23

<1%

Submitted works