

PAPER NAME

**245-497-2-ED.doc**

AUTHOR

**Muhammad Muhammad**

WORD COUNT

**3112 Words**

CHARACTER COUNT

**17477 Characters**

PAGE COUNT

**6 Pages**

FILE SIZE

**2.0MB**

SUBMISSION DATE

**Apr 21, 2022 1:05 AM GMT+7**

REPORT DATE


**Apr 21, 2022 1:05 AM GMT+7****● 18% Overall Similarity**

The combined total of all matches, including overlapping sources, for each database.

- 18% Submitted Works database

**● Excluded from Similarity Report**

- Internet database
- Crossref database
- Manually excluded sources
- Publications database
- Crossref Posted Content database



# Characterization of Activated Carbon from Granulated Sugar

Muhammad\*, Mulyawan, M.R.F. Rahman, Suryati

Department of Chemical Engineering, Faculty of Engineering, Malikussaleh University, Aceh, Indonesia

\*Corresponding author E-mail: [mhdtk@unimal.ac.id](mailto:mhdtk@unimal.ac.id)

## Abstract

Activated carbon that acts potentially as adsorbent was prepared from granulated sugar. The prepared activated carbon was prepared through dehydration process followed by chemically activation process with concentrated NaOH solution. In order to comprehend the properties of prepared activated carbon, characterization of the carbon was needed to be conducted. The conducted methods for prepared activated carbon were FTIR for detecting present functional groups attached to carbon, BET to identify the porous structure of synthesized carbon, SEM method as morphological indicating method on synthesized carbon and carbon thermal stability characteristic information from TGA method. It was found out that the prepared activated carbon contained various functional groups. The distinguished functional groups presented were carboxylic acid, free alcohol,  $\text{NH}_2$  and  $\text{SO}_3$  groups. From SEM characterization method, the prepared activated carbon showed rough surface that would enhance adsorption process on the synthesized carbon. BET on the prepared activated carbon revealed that the activated carbon exhibited type IV isotherm, which consists dominantly of mesopores and micropores as minority. TGA characterization method revealed that the thermal stability of carbon was significantly unstable in the range of  $100^\circ\text{C}$  and around  $200^\circ\text{C}$ . It implies that the prepared activated carbon contained OH as one of its functional groups. With all the characterization methods conducted on the prepared activated carbon from granulated sugar, it was found out that the prepared carbon had potential to be utilized as adsorbent. Moreover, it is suggested that in the future next study the granulated sugar based carbon should be investigated in waste water treatment process.

**Keywords:** Activated Carbon; Granulated Sugar; Mesopores; Micropores

## 1. Introduction

Industrial waste is one of the serious problems in the era of industrialization. The industrial revolution, industrial and mining operations have been solved by many problems including industrial waste which may be toxic, flammable, corrosive or reactive. If not managed properly, this waste can have dangerous health and environmental consequences. It is produced at every stage in the process of production, use and disposal of manufactured products.

Liquid waste treatment processes will vary from each waste, however, for aqueous wastes or wastes which are based on water there are some general principles that do apply and which relate to the treatment process. Wastes with high carbon loads (high BOD or COD) will often be treated with a biological process either aerobic or anaerobic depending on the waste. Non-aqueous wastes are treated, recovered for re-use or destroyed depending on the type of the waste. In fact, management of industrial liquid wastes is a very open-ended topic due to the huge variety in types of liquid wastes [1].

The waste from the area varied between solid, liquid and gas according to different kinds of industries. Disposal of these wastes is a big problem affecting the area and its surroundings for long time. Dumping of these wastes was done randomly in neighboring areas which damaged the natural resources; there are many signs of environmental degradation like soil contamination and health problems which indicate a dangerous situation.

The underlying reason for the waste is not only from the production process but also from survival. Therefore, waste treatment must be carried out as well as possible from upstream to downstream because if this is not done then the threat to pollution will be fatal [2], [3]. The basic problem of handling and managing waste is the lack of knowledge of business actors from small industrial business groups. This later became a justification for the low awareness of small industrial business actors on the management of handling and processing waste.



Activated carbon is a carbonaceous material which is predominantly amorphous in nature and in which a high degree of porosity is developed by the process of manufacturing and treatment. Every activated carbon has a memory which largely depends on the source and the preparation conditions[4]. Activated carbon can be manufactured from virtually all carbonaceous materials. However, agricultural wastes offer the most available and cheapest of all the known raw materials. Activated carbon is inexpensive and hence very widely used adsorbent[5], [6]. This waste can be a renewable source of activated carbon. Several uses are attributable to activated carbon, ranging from removal of undesirable odor, color, taste and other organic and inorganic impurities from domestic and industrial wastewater. The extraordinarily large internal surface and pore volume are developed during the preparation stages. The preparation involves two main steps which are carbonization and activation of the carbonized product. The carbon is usually charred at temperature below 600°C during the carbonization[7].

Activated carbon is an amorphous carbon with a surface area ranging from 300-3500 m<sup>2</sup>/g and has been treated with steam and heat to have a very strong affinity for adsorbing (adsorption) various materials with a high ability of activated carbon. This is related to the internal pore structure which causes activated carbon to act as an adsorbent. Activated carbon can adsorb certain gases and chemical compounds or its adsorption properties are selective, depending on the size or volume of the pores and surface area. Activated carbon can be used in various fields such as the pharmaceutical and food industries for filtering, deodorization, and taste. Petroleum chemical industry, water purifier, shrimp farming, sugar industry, gas purification, catalyst and fertilizer process[8].

Activated carbon (AC) has been widely used in wastewater treatment for a long time. However, the applications of the AC are limited by the difficulties associated with their regeneration process after usage. Fortunately, the samples in this study could not only be regenerated many times, but also maintained its adsorption efficiency. Herein, highly porous carbon has been prepared from white sugar using acid dehydration method. The prepared carbon was activated in a nitrogen environment which resulted in the formation of the activated sugar-based carbon[9].

Sugar has been regarded as an available and sustainable source of carbon. It has a short-chain and soluble carbohydrates which can be extracted from most plants, especially sugarcane. Generally, white sugar is obtained from raw sugar through a purifying process to remove the molasses[10].

## 2. Literature Review

### 2.1. Activated Carbon

Carbon activation is usually achieved by precursor carbonisation process naturally or synthetically, followed by activation. During the carbonation process, carbon based material is thermally degraded in inert atmosphere; in which total or partial devolatilisation takes place. Activation is aimed to increase porous volume and its diameter size enhanced in the carbonization process and creating new porosities [11].

Activated carbon is usually applied in potable water production and waste water treatment. The use of activated carbon in those processes are as adsorbent related to its large surface area, porous structure, and pore distribution that enhance adsorption rate[12].

### 2.2. Adsorption

Adsorption process is the phenomenon of enrichment from gaseous or liquid phase at the intrphase layer of solid material. The adsorbed material is termed as adsorbate, and the media where adsorption process takes place on is adsorbent [13]. There are two methods in adsorption process; batch and dynamic methods. In batch process the adsorbent is placed in solution and stirred in a range of time the the solutin is separated from the adsorbent. In dynamic method, an adsorbent filled column is passed with solution containing adsorbate and then the adsorbent is separated by flowing the solution out of the column[14].

In general, there are two types adsorption, which are physical and chemical adsorption. In physical adsorption, it is reversible processthat the binding between adsorbate and adsorbent is driven by Van der Waals force. Moreover, since the free adsorbate substance always exist, the reaction last for long time[15]. Chemical adsorption utilizes activation energy for its chemical reaction. The process is irreversible process, in which the bond between adsorbate and adsorbent is much stronger than in physical adsorption.

Adsorption process is dependent on several factors, such as agitation process, adsorbent characterization, adsorbate solubility, adsorbate molecular size, pH and temperature. All the factors affecting adsorption control the adsorption capacity, its adsorption rate, and the adsorption effectiveness[16].

## 3. Methods

### 3.1. Preparation of Activated Carbon

Granulated sugar, which is an easily accessible carbon source, was prepared for carbon preparation mixed with concentrated 96% (v/v) H<sub>2</sub>SO<sub>4</sub> solution, which is chemical activation process[17], in stoichiometric amount. The mixing process was aimed to dehydrate the sugar from hydrogen and oxygen atoms. The dehydration process took

place by stirring the solution at room temperature in a beaker where granulated sugar loses H and O atoms, left with C atoms that have properties of being in solid phase and black colored. The dehydration reaction was exothermic reaction and took place in a relatively short period of time[9]. Having obtained the carbon, it was then washed with NaOH in order to neutralize the residues of acids left in with carbon. The neutral carbon was then carbonized in oven at more than 100 °Cfor 8 hours for the activation process. Fig. 1 shows the activated carbon from granulated sugar as raw material.



**Figure 1.** Activated carbon from granulated sugar

### 3.2. Activated Carbon Characterization

In order to characterize the prepared activated carbon, there were several methods conducted. The aim of characterization of the material was to understand the properties of the prepared activated carbon. The characterization methods applied were TGA, FTIR, BET and SEM.

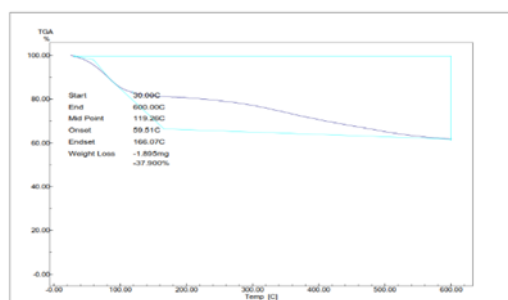
The BET method characterization was done by using Micromeritics BET instrument that would give the information regarding activated carbon's porous volume and its surface area. Besides, the types of pores existing in the carbon would also be revealed. The other method is SEM, in which the prepared activated sugar surface morphology would be presented. From this method, the shape and structure of prepared activated carbon would be accessible so that one would know the adsorption could take place on the prepared carbon more effectively.

TGA method for prepared activated carbon characterization was conducted by flowing nitrogen above the material at temperature range from 100°C to 600°C. The percentage of mass loss of observing material would reveal the components in the material following its thermal stability information. In FTIR method characterization, the sample was analyzed by using FTIR instrument, which was SHIMADZU FTIR Spectrophotometer. Through this method, the existing functional groups are revealed based on the wave length.

## 4. Results and Discussion

### 4.1. TGA Characterization

The characterization of prepared activated carbon through TGA method was done and the result is shown in Figure 2. From Fig. 2, it can be seen that the material being observed exhibited significantly thermal instability in the range of 30 °Cto 100 °CThis phenomenon implies the presence of OH-[18].

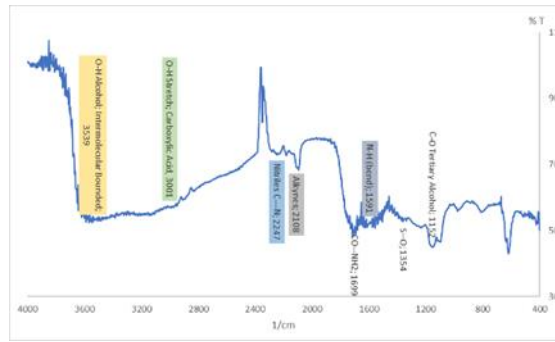


**Figure 2.** Thermal stability analysis of activated carbon from granulated sugar

The presence of OH- functional group would support the binding of other chemicals in adsorption process for activated carbon, such as Methylene Blue and Congo red that are usually used as waste water indicator[19].

### 4.2. FTIR Characterization

Prepared activated carbon was characterized with FTIR in order to comprehend all functional groups that were present in the prepared activated carbon. The results of FTIR characterization are shown in Fig. 3.

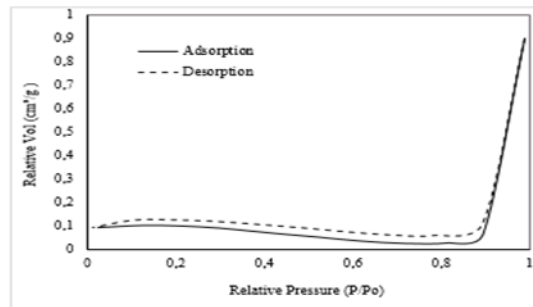


**Figure 3.** Functional group analysis of activated carbon from granulated sugar

From Fig. 3, it can be seen that there were several functional groups existed in the prepared activated carbon. It shows some essential functional groups such as SO, amino, carboxylic acid and OH groups. These functional groups imply potential application of prepared activated carbon for next studies for waste water treatment as adsorbent material, which are usually applying Methylene Blue and Congo Red as indicators of waste water[20].

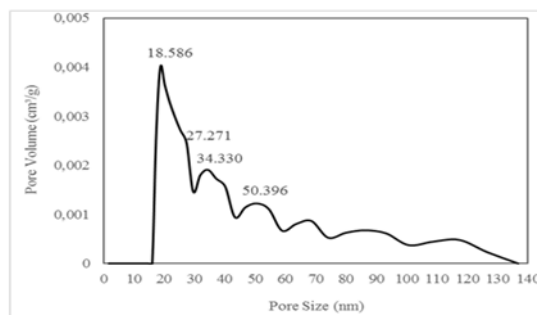
### 4.3. BET Characterization

The BET surface area, mesopore volume and micropore surface area of the activated carbon were determined by the application of the Brunauer-Emmett-Teller (BET). The adsorbent pores are classified into three groups: micropore (diameter<2nm), mesopore (2–50 nm), and macropores (>50 nm). Fig. 4 shows that prepared carbon exhibited type IV isotherm as it resembled in [21]. Moreover, as it is show in Fig.5, the pore size distribution of the activated carbon exhibit one main peak. One of the peak is at 18.586 nm and the other peak at 27.2 nm; 34.3 nm; 50.3 nm. Furthermore, the pore size distributions after 50.3nm are broadened.



**Figure 4.** Nitrogen adsorption–desorption isotherms for activated carbon

The effect of acid concentration on the BET surface area, micropore, mesopore volume, and total pore volume are given in Table 1. The total pore volume,  $V_{total}$ , was calculated from nitrogen adsorption data as volume of liquid nitrogen at a relative pressure of 0.95.



**Figure 5.** Pore size distribution from  $N_2$  adsorption of activated carbon


The micropore volume,  $V_{micro}$ , was determined by DR method, and the mesopore volume,  $V_{meso}$ , was obtained by the subtraction of micropore volume and total pore volume. As can be seen, the BET surface area and total pore volume increase with the increasing acid concentration.

**Table 1.** BET characteristic parameters of activated carbon

Parameters	$S_{BET}$ ( $m^2/g$ )	$V_{Total}$ ( $cm^3/g$ )	$V_{Micro}$ ( $cm^3/g$ )	$V_{Meso}$ ( $cm^3/g$ )
Values	0.2911	0.001393	0.000189	0.001204

#### 4.4. SEM Characterization

Besides the previous characterization methods, the morphological properties of prepared activated carbon were determined with SEM. Fig. 6 shows the SEM images of carbon granulated sugar samples.



**Figure 6.** SEM image for activated carbon

It can be observed that the surface structure of carbon granulated sugar is like pores with a rough surface and relatively large pores. This means that the activated carbon under the nitrogen condition has significantly improved the porosity of the adsorbent.

#### 5. Conclusion

Granulated sugar as it is relatively accessible to everyone has other potential to be used as activated carbon. Through the chemical and thermal activation process, activated carbon was synthesized from the granulated sugar. From its characterization process, the prepared activated carbon from granulated sugar showed the material has potential to be used as adsorbent in adsorption process, which is applicable in adsorbing Methylene Blue and Congo Red as commonly used materials in resembling waste water model for its treatment study.

#### Acknowledgement

Our greatest thanks to Almighty God. Our gratitude to LPPM of Malikussaleh University with its support to this research with contract number 48/PPK-2/SPK-JL/2021. Thank to our team members and other colleagues who has assisted and partnered with so that this research could be conducted and finished within time frame.

#### References

- [1] "Energy Efficiency Opportunities in Wastewater Treatment Facilities," 2019.
- [2] X. Xu, F. Liu, L. Jiang, J. Y. Zhu, D. Haagensohn, and D. P. Wiesenborn, "Cellulose nanocrystals vs. cellulose nanofibrils: a comparative study on their microstructures and effects as polymer reinforcing agents," *ACS Appl. Mater. Interfaces*, vol. 5, no. 8, pp. 2999–3009, 2013.
- [3] M. Mohanty, "New renewable energy sources, green energy development and climate change: Implications to Pacific Island countries," *Manag. Environ. Qual. An Int. J.*, 2012.
- [4] F. GÜZEL and İ. UZUN, "Determination of the micropore structures of activated carbons by adsorption of various dyestuffs from aqueous solution," *Turkish J. Chem.*, vol. 26, no. 3, pp. 369–378, 2002.
- [5] A. SE, C. Gimba, A. Uzairu, and Y. Dallatu, "Preparation and characterization of activated carbon from palm kernel shell by chemical activation," *Res. J. Chem. Sci.*, vol. 2231, p. 606X, 2013.
- [6] J. Sahira, A. Mandira, P. B. Prasad, and P. R. Ram, "Effects of activating agents on the activated carbons prepared from lapsi seed stone," *Res. J. Chem. Sci.*, vol. 2231, p. 606X, 2013.
- [7] O. Sirichote, W. Innajitara, L. Chuenchom, D. Chunchit, and K. Naweekan, "Adsorption of iron (III) ion on activated carbons obtained from bagasse, pericarp of rubber fruit and coconut shell," *Songklanakarin J. Sci. Technol.*, vol. 24, no. 2, pp. 235–242, 2002.
- [8] G. S. Pambayun, R. Y. E. Yulianto, M. Rachimoallah, and E. M. M. Putri, "Pembuatan karbon aktif dari arang tempurung kelapa dengan aktivator ZnCl<sub>2</sub> dan Na<sub>2</sub>CO<sub>3</sub> sebagai adsorben untuk mengurangi kadar fenol dalam air limbah," *J. Tek. ITS*, vol. 2, no. 1, pp. F116–F120, 2013.
- [9] W. Xiao *et al.*, "Preparation and evaluation of an effective activated carbon from white sugar for the adsorption of rhodamine B dye," *J. Clean. Prod.*, vol. 253, p. 119989, 2020.
- [10] K. O. Oyedotun, F. Barzegar, A. Mirghni, A. A. Khaleed, T. M. Masikhwa, and N. Manyala, "Examination of High Porosity Activated Carbon Obtained from Dehydration of White Sugar (ASC) for Electrochemical Capacitor Applications," in *ECS Meeting Abstracts*, 2019, no. 7, p. 614.
- [11] S. Diniak, M. Pakuła, G. S. Szymański, and A. Świątkowski, "Effect of activated carbon surface oxygen-and/or nitrogen-containing groups on adsorption of copper (II) ions from aqueous solution," *Langmuir*, vol. 15, no. 18, pp. 6117–6122, 1999.

- [12] P. S. Kumar, L. Korving, K. J. Keesman, M. C. M. van Loosdrecht, and G.-J. Witkamp, "Effect of pore size distribution and particle size of porous metal oxides on phosphate adsorption capacity and kinetics," *Chem. Eng. J.*, vol. 358, pp. 160–169, 2019.
- [13] V. Bernal, L. Giraldo, and J. C. Moreno-Piraján, "Physicochemical properties of activated carbon: their effect on the adsorption of pharmaceutical compounds and adsorbate–adsorbent interactions," *C*, vol. 4, no. 4, p. 62, 2018.
- [14] E. R. Dyartanti and S. W. Bimo, "PENGERINGAN ETANOL DALAM KOLOM UNGGUN TETAP DENGAN ADSORBENT SILICA GEL," *EKUIVIBRIUM*, vol. 10, no. 2, pp. 87–90.
- [15] J. P. Fraissard and C. W. Conner, *Physical adsorption: experiment, theory, and applications*, vol. 491. Springer Science & Business Media, 1997.
- [16] R. Natarajan *et al.*, "Understanding the factors affecting adsorption of pharmaceuticals on different adsorbents—A critical literature update," *Chemosphere*, vol. 287, p. 131958, 2022.
- [17] S. M. Lamine, C. Ridha, H.-M. Mahfoud, C. Mouad, B. Lotfi, and A. H. Al-Dujaili, "Chemical activation of an activated carbon prepared from coffee residue," *Energy Procedia*, vol. 50, pp. 393–400, 2014.
- [18] S. Munirasu, J. Albuérne, A. Boschetti-de-Fierro, and V. Abetz, "Functionalization of carbon materials using the Diels-Alder reaction," *Macromol. Rapid Commun.*, vol. 31, no. 6, pp. 574–579, 2010.
- [19] M. Shaban, M. R. Abukhadra, A. A. P. Khan, and B. M. Jibali, "Removal of Congo red, methylene blue and Cr (VI) ions from water using natural serpentine," *J. Taiwan Inst. Chem. Eng.*, vol. 82, pp. 102–116, 2018.
- [20] K. Lafi, I. Montasser, and A. Hafiane, "Adsorption of congo red dye from aqueous solutions by prepared activated carbon with oxygen-containing functional groups and its regeneration," *Adsorpt. Sci. Technol.*, vol. 27, no. 1–2, pp. 160–181, 2019.
- [21] Muhammad, T. G. Chuah, Y. Robiah, A. R. Suraya, and T. S. Y. Choong, "Single and binary adsorptions isotherms of Cd (II) and Zn (II) on palm kernel shell based activated carbon," *Desalin. Water Treat.*, vol. 29, no. 1–3, pp. 140–148, 2011.

● **18% Overall Similarity**

Top sources found in the following databases:

- 18% Submitted Works database

TOP SOURCES

The sources with the highest number of matches within the submission. Overlapping sources will not be displayed.

1	<b>The University of Manchester on 2017-09-15</b> Submitted works	1%
2	<b>UPN Veteran Jawa Timur on 2020-08-08</b> Submitted works	1%
3	<b>Universiti Putra Malaysia on 2016-10-05</b> Submitted works	1%
4	<b>Taylor's Education Group on 2017-08-04</b> Submitted works	1%
5	<b>University Tun Hussein Onn Malaysia on 2015-12-15</b> Submitted works	1%
6	<b>Panjab University on 2014-09-14</b> Submitted works	<1%
7	<b>Myongji University Graduate School on 2020-08-05</b> Submitted works	<1%
8	<b>University of Leeds on 2018-11-08</b> Submitted works	<1%
9	<b>University of Witwatersrand on 2021-08-10</b> Submitted works	<1%



10	<b>Higher Education Commission Pakistan on 2016-08-04</b> Submitted works	<1%
11	<b>University of Florida on 2019-07-19</b> Submitted works	<1%
12	<b>The American School of Teguciagalpa on 2021-01-24</b> Submitted works	<1%
13	<b>UCSI University on 2021-04-05</b> Submitted works	<1%
14	<b>Universiti Malaysia Perlis on 2019-09-13</b> Submitted works	<1%
15	<b>Pukyong National University on 2018-12-26</b> Submitted works	<1%
16	<b>Universitas Negeri Semarang on 2021-03-18</b> Submitted works	<1%
17	<b>Universiti Teknologi MARA on 2016-02-19</b> Submitted works	<1%
18	<b>University of Northampton on 2012-04-25</b> Submitted works	<1%
19	<b>Universiti Teknologi MARA on 2015-06-07</b> Submitted works	<1%
20	<b>South Bank University on 2017-10-30</b> Submitted works	<1%
21	<b>Aston University on 2018-08-28</b> Submitted works	<1%

22	<b>Universiti Sains Malaysia on 2012-07-02</b> Submitted works	<1%
23	<b>University of Technology on 2021-12-09</b> Submitted works	<1%
24	<b>Taylor's Education Group on 2014-11-21</b> Submitted works	<1%
25	<b>The University of Manchester on 2012-09-05</b> Submitted works	<1%
26	<b>University of Nottingham on 2021-02-18</b> Submitted works	<1%
27	<b>Universiti Teknologi Malaysia on 2012-08-29</b> Submitted works	<1%

● Excluded from Similarity Report

- Internet database
- Crossref database
- Manually excluded sources
- Publications database
- Crossref Posted Content database

EXCLUDED SOURCES

<b>Technological Institute of the Philippines on 2022-03-10</b>	<b>4%</b>
Submitted works	
<b>Technological Institute of the Philippines on 2022-03-03</b>	<b>4%</b>
Submitted works	
<b>Universitas Teuku Umar on 2020-07-07</b>	<b>4%</b>
Submitted works	
<b>Universitas Teuku Umar on 2020-07-07</b>	<b>4%</b>
Submitted works	
<b>Technological Institute of the Philippines on 2022-03-03</b>	<b>4%</b>
Submitted works	
<b>Universitas Teuku Umar on 2020-07-11</b>	<b>3%</b>
Submitted works	
<b>Institute of Research &amp; Postgraduate Studies, Universiti Kuala Lumpur on 201...</b>	<b>3%</b>
Submitted works	
<b>Universitas Teuku Umar on 2020-07-11</b>	<b>3%</b>
Submitted works	
<b>Universitas Teuku Umar on 2020-07-10</b>	<b>3%</b>
Submitted works	

<b>Universitas Teuku Umar on 2020-07-11</b>	<b>3%</b>
Submitted works	
<b>Monash University on 2018-06-01</b>	<b>3%</b>
Submitted works	
<b>Universidad Nacional de Colombia on 2015-02-23</b>	<b>2%</b>
Submitted works	
<b>Universiti Sains Islam Malaysia on 2020-06-09</b>	<b>2%</b>
Submitted works	
<b>Taylor's Education Group on 2015-06-18</b>	<b>2%</b>
Submitted works	
<b>TechKnowledge on 2016-04-05</b>	<b>2%</b>
Submitted works	
<b>Universiti Putra Malaysia on 2013-11-22</b>	<b>2%</b>
Submitted works	
<b>Taylor's Education Group on 2016-10-12</b>	<b>2%</b>
Submitted works	
<b>Tikrit University on 2016-09-27</b>	<b>2%</b>
Submitted works	
<b>Higher Education Commission Pakistan on 2022-04-08</b>	<b>2%</b>
Submitted works	
<b>Higher Education Commission Pakistan on 2022-03-28</b>	<b>2%</b>
Submitted works	
<b>Higher Education Commission Pakistan on 2022-03-28</b>	<b>2%</b>
Submitted works	

<b>Higher Education Commission Pakistan on 2022-03-28</b>	<b>2%</b>
Submitted works	
<b>Higher Education Commission Pakistan on 2022-03-28</b>	<b>2%</b>
Submitted works	
<b>Universiti Putra Malaysia on 2016-09-28</b>	<b>2%</b>
Submitted works	
<b>Universiti Teknologi MARA on 2015-11-02</b>	<b>2%</b>
Submitted works	
<b>Universiti Teknologi MARA on 2015-10-30</b>	<b>2%</b>
Submitted works	
<b>Universiti Pertahanan Nasional Malaysia on 2013-06-07</b>	<b>1%</b>
Submitted works	
<b>Higher Education Commission Pakistan on 2011-01-28</b>	<b>1%</b>
Submitted works	
<b>University of Hong Kong on 2019-07-23</b>	<b>1%</b>
Submitted works	
<b>UPN Veteran Jawa Timur on 2020-08-08</b>	<b>1%</b>
Submitted works	
<b>Universiti Teknologi Petronas on 2018-04-17</b>	<b>1%</b>
Submitted works	
<b>Universiti Teknologi Petronas on 2018-04-11</b>	<b>1%</b>
Submitted works	
<b>Higher Education Commission Pakistan on 2011-02-01</b>	<b>1%</b>
Submitted works	

<b>Institute of Graduate Studies, UiTM on 2015-07-23</b>	<b>1%</b>
Submitted works	
<b>Universitas Mataram on 2021-12-30</b>	<b>1%</b>
Submitted works	
<b>Universiti Teknologi MARA on 2016-10-14</b>	<b>&lt;1%</b>
Submitted works	
<b>University Tun Hussein Onn Malaysia on 2017-11-14</b>	<b>&lt;1%</b>
Submitted works	
<b>University of Glamorgan on 2022-04-18</b>	<b>&lt;1%</b>
Submitted works	
<b>Universiti Teknikal Malaysia Melaka on 2014-05-27</b>	<b>&lt;1%</b>
Submitted works	
<b>Indiana University on 2022-04-17</b>	<b>&lt;1%</b>
Submitted works	
<b>Indiana University on 2022-04-16</b>	<b>&lt;1%</b>
Submitted works	
<b>Indiana University on 2022-04-16</b>	<b>&lt;1%</b>
Submitted works	
<b>Indiana University on 2022-04-16</b>	<b>&lt;1%</b>
Submitted works	
<b>Indiana University on 2022-04-16</b>	<b>&lt;1%</b>
Submitted works	
<b>Universiti Teknologi Malaysia on 2012-08-29</b>	<b>&lt;1%</b>
Submitted works	

<b>Universiti Teknologi Malaysia on 2012-08-29</b>	<b>&lt;1%</b>
Submitted works	
<b>University of Hertfordshire on 2022-04-17</b>	<b>&lt;1%</b>
Submitted works	
<b>University of West London on 2019-06-24</b>	<b>&lt;1%</b>
Submitted works	
<b>University of Central Lancashire on 2013-11-21</b>	<b>&lt;1%</b>
Submitted works	
<b>Regent Independent School and Sixth Form College on 2022-03-15</b>	<b>&lt;1%</b>
Submitted works	
<b>Vanderbilt University on 2022-04-12</b>	<b>&lt;1%</b>
Submitted works	
<b>An-Najah National University on 2012-11-19</b>	<b>&lt;1%</b>
Submitted works	
<b>An-Najah National University on 2012-11-19</b>	<b>&lt;1%</b>
Submitted works	
<b>Universiti Sains Malaysia on 2012-11-28</b>	<b>&lt;1%</b>
Submitted works	
<b>West Coast University on 2021-09-09</b>	<b>&lt;1%</b>
Submitted works	
<b>Higher Education Commission Pakistan on 2014-09-14</b>	<b>&lt;1%</b>
Submitted works	
<b>Universiti Sains Malaysia on 2011-11-22</b>	<b>&lt;1%</b>
Submitted works	

**Higher Education Commission Pakistan on 2021-01-25**

&lt;1%

Submitted works

---

**Skyline High School on 2020-07-25**

&lt;1%

Submitted works

---

**University of Leeds on 2018-11-09**

&lt;1%

Submitted works